

Duval County Public Schools

# Matthew W. Gilbert Middle School



**2021-22 Schoolwide Improvement Plan**

---

## Table of Contents

---

<b>School Demographics</b>	<b>3</b>
<b>Purpose and Outline of the SIP</b>	<b>4</b>
<b>School Information</b>	<b>5</b>
<b>Needs Assessment</b>	<b>10</b>
<b>Planning for Improvement</b>	<b>18</b>
<b>Positive Culture &amp; Environment</b>	<b>21</b>
<b>Budget to Support Goals</b>	<b>22</b>

# Matthew W. Gilbert Middle School

## Demographics

Principal: LaTonya Parker

<b>2019-20 Status</b>	
<b>School Type and Grades Served</b>	
<b>Primary Service Type</b>	
<b>2020-21 Title I School</b>	
<b>2020-21 Economically Disadvantaged (FRL) Rate</b>	
<b>2020-21 ESSA Subgroups Represented</b>	
<b>School Grades History</b>	
<b>2019-20 School Improvement (SI) Information*</b>	
<b>SI Region</b>	
<b>Regional Executive Director</b>	<hr/>
<b>Turnaround Option/Cycle</b>	
<b>Year</b>	
<b>Support Tier</b>	
<b>ESSA Status</b>	
	<hr/>

**School Board Approval**

**SIP Authority**

---

**Purpose and Outline of the SIP**

## Part I: School Information

### School Mission and Vision

Provide the school's mission statement.

Provide the school's vision statement.

### School Leadership Team

Membership

:

**Name**

**Position  
Title**



Name	Position Title	Job Duties and Responsibilities
------	----------------	---------------------------------



**Demographic Information**

**Principal start date**

**Number of teachers with a 2019 3-year aggregate or a 1-year Algebra state VAM rating of Highly Effective.** *Note: For UniSIG Supplemental Teacher Allocation, teachers must have at least 10 student assessments.*





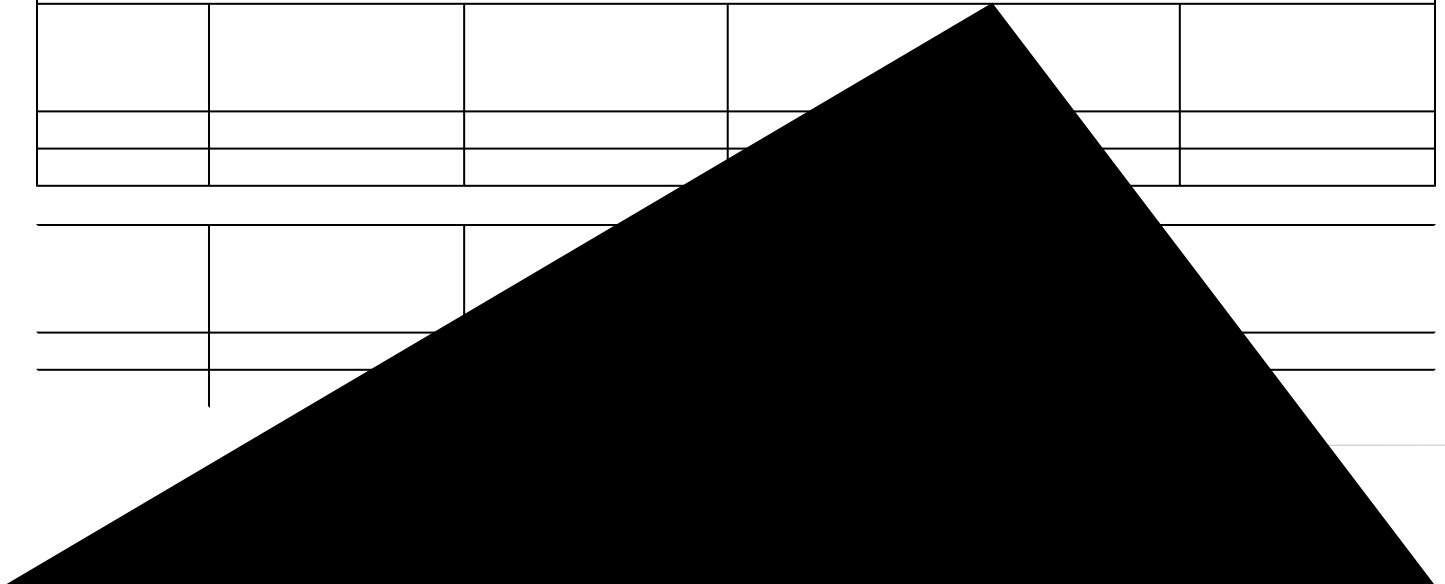







---

---

Provide the progress monitoring tool(s) by grade level used to compile the below data.

Grade 6	





**2019 SCHOOL GRADE COMPONENTS BY SUBGROUPS**

Subgroups	ELA Ach.	ELA LG	ELA LG L25%	Math Ach.	Math LG	Math LG L25%	Sci Ach.	SS Ach.	MS Accel.	Grad Rate 2017-18	C & C Accel 2017-18

**2018 SCHOOL GRADE COMPONENTS BY SUBGROUPS**

Subgroups	ELA Ach.	ELA LG	ELA LG L25%	Math Ach.	Math LG	Math LG L25%	Sci Ach.	SS Ach.	MS Accel.	Grad Rate 2016-17	C & C Accel 2016-17

**ESSA Data Review**

**ESSA Federal Index**


**Subgroup Data**

**Students With Disabilities**


**English Language Learners**


**Asian Students**


**Black/African American Students**


**Hispanic Students**


**Multiracial Students**


**Native American Students**


**Pacific Islander Students**


**White Students**


**Economically Disadvantaged Students**






Provide a description of the additional services that will be implemented to ensure sustainability of improvement in the next year and beyond.

### Part III: Planning for Improvement

Areas of Focus:

[Empty area for describing areas of focus]

[Empty area for additional notes]




**#2. Instructional Practice specifically relating to Standards-aligned Instruction**

**Area of  
Focus  
Description  
and  
Rationale:**

**Measurable  
Outcome:**

**Monitoring:**

**Person  
responsible  
for  
monitoring  
outcome:**





## Part IV: Positive Culture & Environment

Describe how the school addresses building a positive school culture and environment.

Identify the stakeholders and their role in promoting a positive culture and environment at the school.

## Part V: Budget

1	III.A.	Areas of Focus: Culture & Environment: Positive Behavior Intervention and Supports	\$0.00
2	III.A.	Areas of Focus: Instructional Practice: Standards-aligned Instruction	\$0.00
			Total: \$0.00